

**City of Newport Beach**

100 Civic Center Drive, Newport Beach, CA 92660
 Permit Counter Phone (949)644-3311
 Online Inspection Request - www.newportbeachca.gov / Online Services

**ATTACHMENT B****Permit No: N2020-0366**

Project No :

Inspection Requests Phone (949)644-3255

Job Address : 2000 CLIFF DR NB **Thomas:Guide:** 888J6
Description : ADDITION OF 2 NEW DRIVE APPROACHES AND 1 CULVERT DRAIN; SIDEWALK REVISIONS ALONG CLIFF DR AT ENSIGN INTERMEDIATE BETWEEN IRVINE AVE AND ST. ANDREWS.
 TREE INSTALLATIONS TO BE COORDINATED WITH CITY ARBORIST.

Parcel # : 0492-300-1 -
Legal Desc : N TR 1220 LOT 1

Owner : SCHOOL NEWPORT BEACH
Phone : 0
Address : PO BOX 1368
 NEWPORT BEACH, CA

Contractor : TELACU CONSTRUCTION MANAGEMENT INC
Phone : 714-541-2390
Address : 604 N ECKHOFF ST
 ORANGE CA 92868

Applicant: TELACU CONSTRUCTION MANAGEMENT INC
Phone : 714-541-2390 [
Address : 604 N ECKHOFF ST
 ORANGE CA 92868

Contractor State Lic: 741851
License Expire : 10 31, 2021

Special Cond. : PRE-CONSTRUCTION MEETING REQUIRED

Business License : BT30062614
Business Expire : 03 31, 2021
Workers' Compensation Insurance - -
Carrier : ZURICH AMERICAN
Policy No : WC038164604
W. C. Expire : 07 01, 2020

Permit Processing Fee :	\$266.00	Sewer Connection :	\$0.00	Total Fee :	\$1,358.00
Agreement Fee :	\$0.00	4TT Box Cover :	\$0.00	Paid :	\$1,358.00
Traffic control Plan Check :	\$0.00	Total Water Meters :	\$0.00	Balance :	\$0.00
Inspection Fee :	\$1,092.00	Water Meter Connection :	\$0.00	Receipt No :	
Refundable Deposit:	\$0.00	Total Water Meter Box :	\$0.00		
Street Tree Fee :	\$0.00	Adjustment :	\$0.00		

Processed By : _____ Date : __/__/____
 Utilities Approval : _____ Date : __/__/____
 Traffic Approval : _____ Date : __/__/____
 General Services Approval : _____ Date : __/__/____

Other Department : _____ Date : __/__/____

Permit Denied : _____ Date : __/__/____

Issued Permit :  _____ Date : 10/16/2020

WORKSHEET FOR ENCROACHMENT PERMIT
CITY OF NEWPORT BEACH
PUBLIC WORKS DEPARTMENT

COMPLETE THE BELOW INFORMATION

PROJECT ADDRESS: 2000 Cliff Dr. Newport Beach CA 92663

DETAILED DESCRIPTION OF PROPOSED WORK:

Addition of (2) new drive approaches and (1) culvert drain and sidewalk revisions along Cliff Dr at Ensign Intermediate between Irvine Ave and St. Andrews.

APPLICANT: Bryan Aylor

Phone: (714) 659-4569

Email Address: baylor@telacu.com

Mailing Address:

604 N. Eckhoff St

City/State/Zip:

Orange, CA 92868

OWNER: Newport-Mesa Unified School District

Phone: (714) 424-5000

Email Address: smorris@nmusd.us

Mailing Address:

2985 Bear St.

City/State/Zip:

Costa Mesa, CA 92626

ALL CONTRACTOR INFORMATION IS REQUIRED-PLEASE COMPLETE

CONTRACTOR: TELACU Construction Management

Office Phone: (714) 541-2390

Company (if different): N/A

Jobsite Phone: (714) 659-4569

Other Phone: N/A

Email Address: baylor@telacu.com

Mailing Address:

604 N. Eckhoff St

City/State/Zip:

Orange, CA 92868w

State License Number & Class: 741851

Expires: 10/31/21

City Business License Number: BT30062614

Expires: 3/31/20

WORKERS COMPENSATION INSURANCE - Certificate of Insurance (Section 3800 Labor Code)

Company: Zurich American insurance Company **Policy No:** WC038164604 **Expires:** 7/1/2020

REFUNDABLE DEPOSIT INFORMATION (If Applicable):

Refund Payable To:

Mail Refund To:

FOR OFFICE USE ONLY

Special Conditions of Permit: *See attached Conditions (3) and Plans.*

ADDITIONAL APPROVAL REQUIRED FROM THE FOLLOWING DEPARTMENTS

Utilities:

General Services:

Traffic:

Other:

Fire:

Engineering Technician:

Public Works Specialist:

Date:

Permit No.

413

(Signature)

6/16/2020 N2020-0366

f:\users\pbw\shared\encroach\masters\epworksheet.xls

FEE WORKSHEET FOR ENCROACHMENT PERMIT

CITY OF NEWPORT BEACH PUBLIC WORKS DEPARTMENT

All Fees Are Non-Refundable Unless Otherwise Stated

PROJECT ADDRESS:

2000 Cliff Dr.

PERMIT

NUMBER:

N2020- *0346*

APPLICANT:

TO BE COMPLETED BY PUBLIC WORKS DEPARTMENT

Permit Processing Fee:

Public Works Only

\$266.00

Qty.

Other Department

\$303.00

Inspection Fee:

Public Works Field Inspection

\$182.00

Qty.

Utilities Field Inspection

\$133.00

Water Quality/Artificial Turf Inspection

\$119.00

Agreement Fee:

Preparation of Report/Agreement

\$901.00

Document Recordation Fee

\$211.00

Monitoring Wells

\$553.00

Refundable Deposit:

Improvements

TBD

TBD

Street/Alley/Walk Closure:

\$72.00

Traffic Control Plan Check

8-1/2" x 11"

\$72.00

24" x 36"

\$157.00

Additional

Newspaper Rack Inspection

\$119.00

Sewer Connection Fee

\$250.00

4TT Box & Cover

\$64.00

THE FOLLOWING ITEMS REQUIRE APPROVAL FROM THE
REVENUE DIVISION PRIOR TO PAYMENT OF FEES

Revenue Division

Approval:

Water Meter:

3/4" Meter

\$50.25

1" Meter

\$121.50

1 1/2" Meter

\$285.00

1 1/2" Turbine Meter

\$700.00

2" Meter

\$425.00

2" Turbine Meter

\$845.00

3" Meter

\$3,310.00

4" Meter

\$4,730.00

6" Meter

\$7,190.00

Installation Charge

\$581.00

Water Meter Boxes:

1" DFW Meter Box

\$96.66

2" DFW Meter Box

\$203.24

MISCELLANEOUS FEES

Development Services Fee (Plan check hourly)

\$170.00

Final Tract Map Checking Fee

\$2,742.00

Final Parcel Map Checking Fee - Moderate

\$2,742.00

Lot Line Adjustment Fee

\$1,189.00

Park Dedication Fee

Zone

TBD

Street Easement/Vacation Fee (+100% of hrly over 4 hrs)

\$1,126.00

Street Tree Fee (\$700 Planting Fee)

TBD

Qty.

Budget Number

5200-5015

5200-5026

5200-5027

5200-5028

405-470

5200-5031

MOD023

Engineering Tech:

Total Amount Due:

\$ 1,358.00

For Finance Use Only

Permit Specialist

Receipt No.

(Signature)

Rev. 1/16/2020

f:/users/pbw/shared/encroach/masters/ep front and back masters/
epfeesheet.xls-revised 9/13/18

ALL UNDERGROUND WORK SHALL BE PERFORMED BY A LICENSED CONTRACTOR

Contact "Underground Service Alert" At Least 48-Hours in Advance of Any Excavation at 1-800-227-2600 or 811.

TERMS AND CONDITIONS OF ENCROACHMENT PERMIT

1. Encroachment Permits may be taken out by the owner of benefited property or a licensed contractor. A licensed contractor must provide a "Letter of Authorization" to allow another party to pull a permit. An approved copy of the permit and construction plan shall be kept at the job site at all times. Work, which has been done prior to issuance of a permit, is subject to rejection/fine. City reserves the right to void permit if work does not commence within 30 days after date of issuance.
2. The Permittee agrees to defend, indemnify and hold the City, its authorized agent, officers, representatives and employees harmless from any responsibility, liability, suit or action of any description arising out of any accident, loss or damage to persons or property occurring as a result of work undertaken under this permit.
3. All work shall be done in accordance with the approved plans, *Standard Special Provisions and Standard Drawings* of the City of Newport Beach, and in compliance with all applicable State laws and City ordinances.
4. Permittee guarantees all work performed under this permit to be free of hidden and latent defects. Any failures shall be corrected within two weeks after notification to the satisfaction of the Public Works Director.
5. A valid State licensed contractor must perform all construction within the public right-of-way, unless waived by the Public Works Director. A valid State Contractor License Class A can perform any work in the public right-of-way. For construction or connection to water lines a valid State Contractor License Class C-34 is required. For construction or connection to sewer lines a valid State Contractor License Class C-42 is required.
6. All trenching and/or resurfacing shall conform to City Standard 105-L for parkway/roadway and City Standard 140-L, in the alley, where a minimum half-alley width resurfacing shall be provided, unless otherwise directed by the Public Works Dept. Contractors shall obtain permits to perform excavation or trench work from the California Division of Industrial Safety prior to commencing underground construction as required by State law. Walls and faces of all excavations over 5 feet in depth shall be protected by a shoring system, sloping of the ground, or other equivalent means. Trenches less than 5 feet in depth shall be guarded when hazardous ground movement may be expected.
7. The Public Works Department Inspectors must inspect all work in the Public right-of-way. Forms and subgrade must be inspected and approved before concrete is ordered/poured. Sewer, pipelines, and subgrade construction must be inspected and approved before backfilling, or applicant may be required to excavate site. Separate inspections by the Municipal Operations Department may be required depending on scope of work performed.
8. All trench restoration must be inspected by the Public Works Department. No utility installation(s) shall be allowed over or within 5 feet of any City utilities, unless approved by the Public Works Department. Locate and pothole existing City-owned utilities (ie: water, sewer, or street lighting conduits) to verify locations. Maintain a one-foot clearance over or under existing City-owned utilities. Sewer cleanouts require VCP or PVC SDR35 be used with a 4TT box over the riser.
9. Properly lighted barricades must be provided and maintained around all trenches, excavations and obstructions. All signs, flags, lights and other warning and safety devices shall conform to the requirements of the current "Manual of Warning Signs, Signs and Other Devices for the Use in Performance of Work Upon Highways", issued by the California Department of Transportation. If needed, barricades can be obtained from the City at a charge of \$10.00 per barricade per day, with a minimum charge of \$35.00. It is the responsibility of the applicant to place barricades to protect the general public. Access to fire hydrants must be maintained at all times.
10. Work within or near beach sensitive areas will not be allowed during, City holidays, spring break, Memorial Day weekend, summer between June 15 and September 15, and during the holiday season from December 19 to January 1, unless approved by the Public Works Department.
11. Any work that extends into traffic or parking lanes and impedes the normal flow of traffic requires the applicant to acquire a Temporary Street Closure Permit from the Public Works Department. Access for fire, police and emergency vehicles must be maintained at all times. Traffic Control must be per Work Area Traffic Control Handbook (WATCH). No nighttime traffic lane closures, unless prior approval has been granted. Any lane(s) closure on a major street will only be allowed between 9:00 a.m. and 3:00 p.m. (Monday thru Friday), unless approved by the Public Works Department. Any work affecting the State Highway's traffic or within the State Highway right-of-way will require a Caltrans Permit. All vehicles shall be lawfully parked.
12. This permit does not authorize the closure of sidewalks, streets, or alleys for construction access, storage of materials, or parking of construction vehicles unless detailed on an attached Temporary Street Closure.
13. Applicant must notify USA at 1-800-227-2600 2 days before starting any underground construction. Applicant must notify all affected residents 24 hours in advance of restricted access and any inconveniences. All USA marks shall be removed prior to Final Public Works Inspection.
14. Refuse or unused materials shall be removed within 24 hours after completion of the work. If not removed, the City may remove and bill the applicant. Coordinate alley closures with City's refuse pick-up days by calling 949-644-3066 for the collection schedule so service is not interrupted. To place a dumpster or materials in the public right-of-way, a Temporary Street Closure Permit must be obtained from the Public Works Department.

WORKER'S COMPENSATION INSURANCE (Section 3800 Labor Code)

I certify that I have a Certificate of consent to self-insure, Certificate of Worker's Compensation Insurance, or a Certified Copy thereof.

Date: 6/16/20

Signature: [Signature]

CERTIFICATE OF EXEMPTION (Section 3800 Labor Code)

I certify that in the performance of the work under this permit, I shall not employ any person so as to become subject to California Worker's Compensation Laws. If, after signing this certificate I become subject to the Worker's Compensation provisions of the State Labor Code, I must comply with the provisions of Section 3700 or this permit shall be deemed revoked.

Date: _____

Signature: _____

CONTRACTOR LICENSE EXEMPTION

As the Owner of the benefiting property, I certify I am personally performing all work in the Public Right-of-Way.

Date: _____

Signature: _____

HOLD HARMLESS STATEMENT

I understand that I am locating minor encroachments within the City Right-of-Way/Easement. As property owner it is my responsibility to maintain the encroachments. I will be responsible for replacing the improvements if the City removes them for maintenance of utilities or other public need. I shall indemnify and hold the City harmless for any liability associated with the minor encroachments.

Date: _____

Signature: _____

Inspections should be requested by calling the Public Works Inspection Request Line at: 949-644-3255. INITIALS: BA

15. All above ground facilities shall comply with the Municipal Code, including but not limited to Chapter 13.20.
16. Homeowner, contractors, and subcontractors may each be liable for violations of Water Quality Laws. Best Management Practices will be enforced. It is against the law to discharge construction debris into the gutter and storm drain. Felony violations of Water Quality Laws are punishable by fines up to \$25,000 and/or up to three years in State prison plus the full cost to clean up an illegal discharge or spill.
17. If a refundable deposit was paid, applicant must submit a Soils Compaction Certificate or Evidence of a Sturried Backfill and request a final inspection from the Public Works Department. Monies may be held for six months after final inspection before a refund will be processed.
18. No trees in the public right-of-way shall be planted, removed, trimmed, or relocated without approval from the Municipal Operations Department, Parks and Street Trees Division.
19. All work in the public right-of-way must meet the approval of the Public Works Department or corrections will be required (i.e. removals, exposing connections, etc.). Additional inspection fees may be required.
20. Permit is for standard materials in the public right-of-way only, unless previously approved by Public Works and an Encroachment Agreement has been processed.
21. Permit is valid for "description" of work noted on front only. Additional work performed may require issuance of a separate permit and/or additional fees.

No work related to this encroachment permit shall be performed until the Public Works Department has issued this permit. Applicant hereby acknowledges he/she has read and understands the terms and conditions of this permit and he/she agrees to abide by them. Permit is void if work is not commenced within 30 days after issuance, unless otherwise approved by the Public Works Department. Permit fees are nonrefundable. Please note: Preparation of Encroachment Agreement fee is non-refundable.

Date: 6/16/20

Signature: [Signature]

Ensign Intermediate School

Cliff Drive Improvements

Encroachment Permit Conditions

June 16, 2020

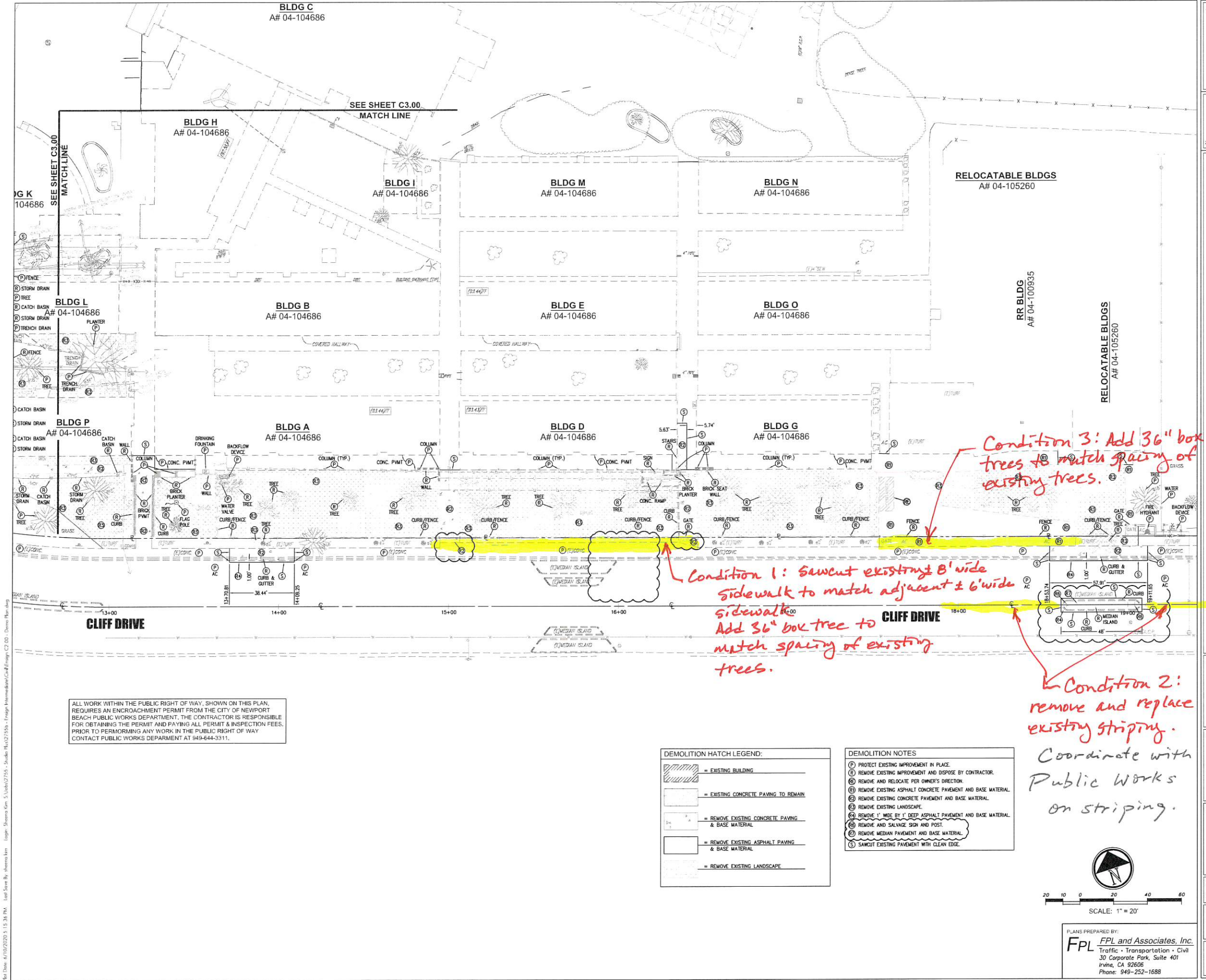
The following Conditions to the Encroachment Permit for the Cliff Drive Improvements were discussed with NMUSD staff and consultants on June 12, 2020. The attached plans also show the location of the agreed conditions.

Condition 1: Sawcut existing 8-foot wide sidewalk to match the adjacent existing 6-foot wide sidewalk, approximately street station 14+95 to 16+50. Plant 36-inch box street trees to match the spacing and type of the existing street trees. Coordinate placement and selection of trees with City of Newport Beach arborist. Work shall be per City of Newport Beach Standard Plans.

Condition 2: Remove existing striping and install new striping once the existing median island is removed per the plan. *Coordinate with Public Works on striping.*

Condition 3: In the area where contractor will remove asphalt concrete adjacent to the existing sidewalk, approximately street station 17+60 to 18+70, plant 36-inch box street trees to match the spacing and type of the existing street trees. Coordinate placement and selection of trees with the City of Newport Beach arborist. Work shall be per City of Newport Beach Standard Plans.

General: Contractor to coordinate all work adjacent to the City's trees with the City of Newport Beach arborist.



ALL WORK WITHIN THE PUBLIC RIGHT OF WAY, SHOWN ON THIS PLAN, REQUIRES AN ENCROACHMENT PERMIT FROM THE CITY OF NEWPORT BEACH PUBLIC WORKS DEPARTMENT. THE CONTRACTOR IS RESPONSIBLE FOR OBTAINING THE PERMIT AND PAYING ALL PERMIT & INSPECTION FEES. PRIOR TO PERFORMING ANY WORK IN THE PUBLIC RIGHT OF WAY CONTACT PUBLIC WORKS DEPARTMENT AT 949-644-3311.

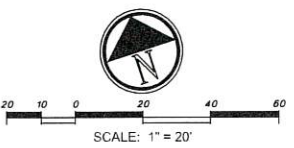
DEMOLITION HATCH LEGEND:	
	= EXISTING BUILDING
	= EXISTING CONCRETE PAVING TO REMAIN
	= REMOVE EXISTING CONCRETE PAVING & BASE MATERIAL
	= REMOVE EXISTING ASPHALT PAVING & BASE MATERIAL
	= REMOVE EXISTING LANDSCAPE

- DEMOLITION NOTES
- (1) PROTECT EXISTING IMPROVEMENT IN PLACE.
 - (2) REMOVE EXISTING IMPROVEMENT AND DISPOSE BY CONTRACTOR.
 - (3) REMOVE AND RELOCATE PER OWNER'S DIRECTION.
 - (4) REMOVE EXISTING ASPHALT CONCRETE PAVEMENT AND BASE MATERIAL.
 - (5) REMOVE EXISTING CONCRETE PAVEMENT AND BASE MATERIAL.
 - (6) REMOVE EXISTING LANDSCAPE.
 - (7) REMOVE 1' WIDE BY 1' DEEP ASPHALT PAVEMENT AND BASE MATERIAL.
 - (8) REMOVE AND SALVAGE SIGN AND POST.
 - (9) REMOVE MEDIAN PAVEMENT AND BASE MATERIAL.
 - (10) SAWCUT EXISTING PAVEMENT WITH CLEAN EDGE.

Condition 3: Add 36" box trees to match spacing of existing trees.

Condition 1: Sawcut existing ± 8' wide sidewalk to match adjacent ± 6' wide sidewalk.
Add 36" box tree to match spacing of existing trees.

Condition 2: remove and replace existing striping.
Coordinate with Public Works on striping.



PLANS PREPARED BY:
FPL FPL and Associates, Inc.
Traffic • Transportation • Civil
30 Corporate Park, Suite 401
Irvine, CA 92606
Phone: 949-252-1688

Agency Approval:

studio+
20520 SW Acadia, Suite 100, Newport Beach, California 92660 | P: 949.315.1993

Architect/Engineer:

Project Title:
**ENSIGN INTERMEDIATE SCHOOL
SITE CONTROLLED ACCESS UPGRADES**
2000 CLIFF DR
NEWPORT BEACH, CA 92663

Revisions:

Project #: CA18023 Drawn: DB
Date: 07/02/2019 Checked: RC

Sheet Title:
DEMOLITION PLAN

C2.00

Agents Approval:

studio+

30000 S.W. Avedale Street, Newport Beach, California 92660 | P: 949-461-1500

MATCH LEGEND:

EXISTING BUILDING

EXISTING CONCRETE PAVING

NEW CONCRETE PAVING

NEW ASPHALT CONCRETE PAVING

NEW LANDSCAPE

NEW DECOMPOSED GRANITE

Architect/Engineer

Project Title

ENSIGN INTERMEDIATE SCHOOL

SITE CONTROLLED ACCESS UPGRADES

2000 CLIFF DR

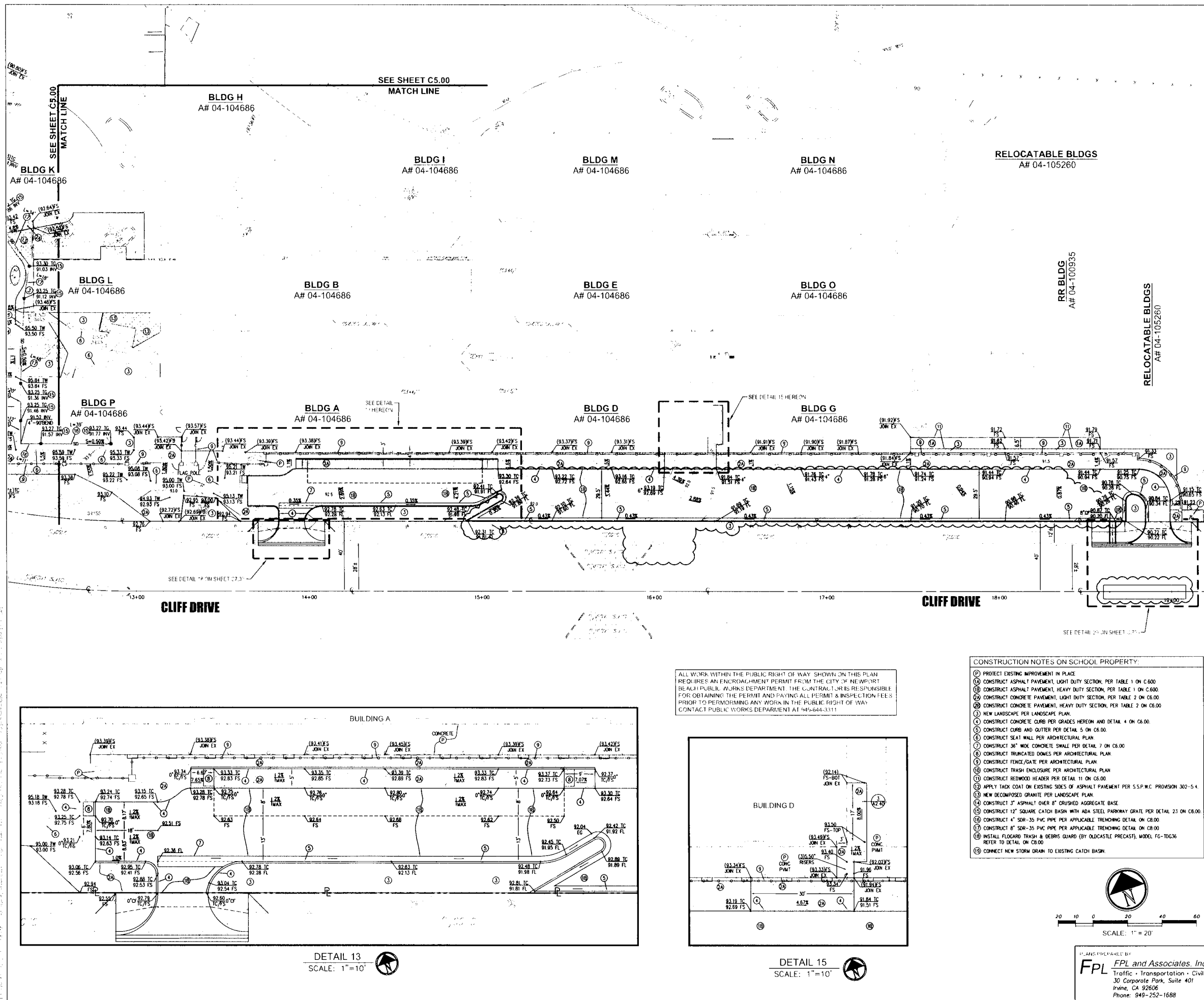
NEWPORT BEACH, CA 92660

Revisions:

Project # CA18023 Drawn: DB
Date: 07/02/2019 Checked: RC

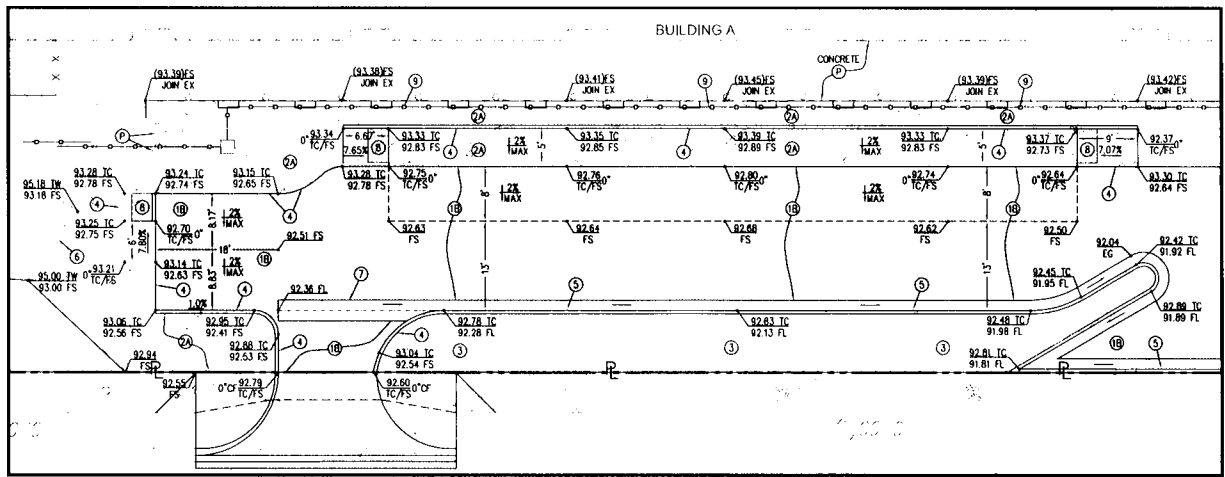
Sheet Title: GRADING PLAN

C4.00

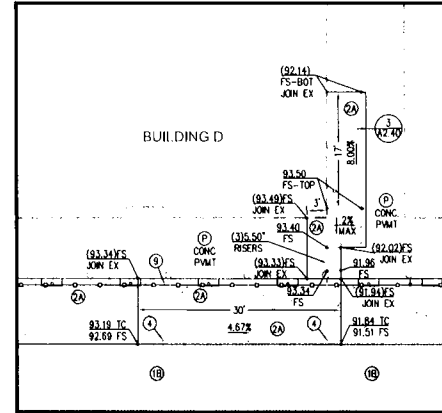


ALL WORK WITHIN THE PUBLIC RIGHT OF WAY SHOWN ON THIS PLAN REQUIRES AN ENCROACHMENT PERMIT FROM THE CITY OF NEWPORT BEACH PUBLIC WORKS DEPARTMENT. THE CONTRACTOR IS RESPONSIBLE FOR OBTAINING THE PERMIT AND PAYING ALL PERMIT & INSPECTION FEES PRIOR TO PERFORMING ANY WORK IN THE PUBLIC RIGHT OF WAY. CONTACT PUBLIC WORKS DEPARTMENT AT 949-644-3311.

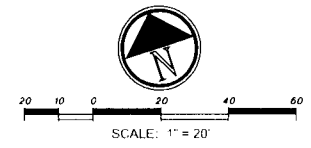
- CONSTRUCTION NOTES ON SCHOOL PROPERTY:
- (P) PROTECT EXISTING IMPROVEMENT IN PLACE
 - (A) CONSTRUCT ASPHALT PAVEMENT, LIGHT DUTY SECTION, PER TABLE 1 ON C.600
 - (B) CONSTRUCT ASPHALT PAVEMENT, HEAVY DUTY SECTION, PER TABLE 1 ON C.600
 - (C) CONSTRUCT CONCRETE PAVEMENT, LIGHT DUTY SECTION, PER TABLE 2 ON C.600
 - (D) CONSTRUCT CONCRETE PAVEMENT, HEAVY DUTY SECTION, PER TABLE 2 ON C.600
 - (E) NEW LANDSCAPE PER LANDSCAPE PLAN
 - (F) CONSTRUCT CONCRETE CURB PER GRADES HEREON AND DETAIL 4 ON C.600
 - (G) CONSTRUCT CURB AND GUTTER PER DETAIL 5 ON C.600
 - (H) CONSTRUCT SEAT WALL PER ARCHITECTURAL PLAN
 - (I) CONSTRUCT 36" WIDE CONCRETE SWALE PER DETAIL 7 ON C.600
 - (J) CONSTRUCT TRUNCATED DOWNS PER ARCHITECTURAL PLAN
 - (K) CONSTRUCT FENCE/GATE PER ARCHITECTURAL PLAN
 - (L) CONSTRUCT TRASH ENCLOSURE PER ARCHITECTURAL PLAN
 - (M) CONSTRUCT REDWOOD HEADER PER DETAIL 11 ON C.600
 - (N) APPLY TACK COAT ON EXISTING SIDES OF ASPHALT PAVEMENT PER S.S.P.W.C. PROVISION 302-5.4
 - (O) NEW DECOMPOSED GRANITE PER LANDSCAPE PLAN
 - (P) CONSTRUCT 3" ASPHALT OVER 8" CRUSHED AGGREGATE BASE
 - (Q) CONSTRUCT 12" SQUARE CATCH BASIN WITH ADA STEEL PARKWAY GRATE PER DETAIL 23 ON C.600
 - (R) CONSTRUCT 4" SDR-35 PVC PIPE PER APPLICABLE TRENCHING DETAIL ON C.600
 - (S) CONSTRUCT 8" SDR-35 PVC PIPE PER APPLICABLE TRENCHING DETAIL ON C.600
 - (T) INSTALL FLOODGATE TRASH & DEBRIS GUARD (BY OLDCASTLE PRECAST), MODEL FG-TDG36 REFER TO DETAIL ON C.600
 - (U) CONNECT NEW STORM DRAIN TO EXISTING CATCH BASIN



DETAIL 13
SCALE: 1"=10'



DETAIL 15
SCALE: 1"=10'



PLANS PREPARED BY
FPL FPL and Associates, Inc.
Traffic • Transportation • Civil
30 Corporate Park, Suite 401
Irvine, CA 92606
Phone: 949-252-1688

Agency Approval:

studio+

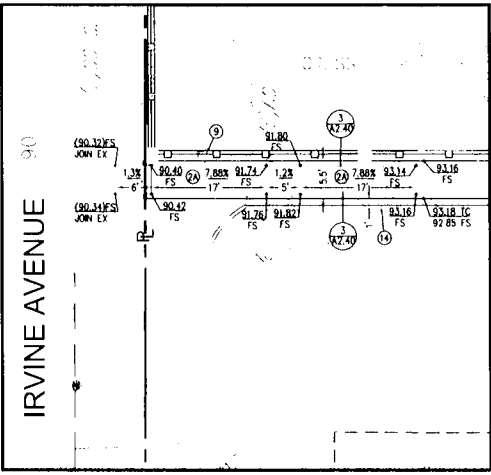
HATCH LEGEND:

NEW CONCRETE PAVING

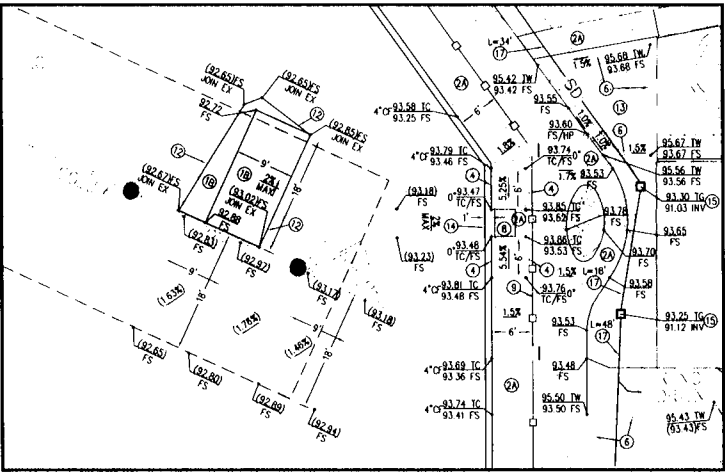
NEW ASPHALT CONCRETE PAVING

NEW LANDSCAPE

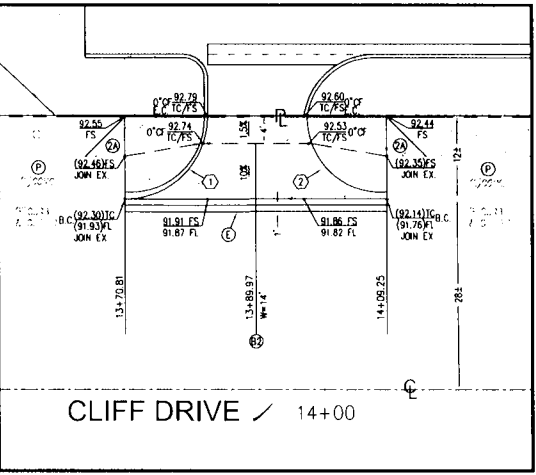
NEW DECOMPOSED GRANITE



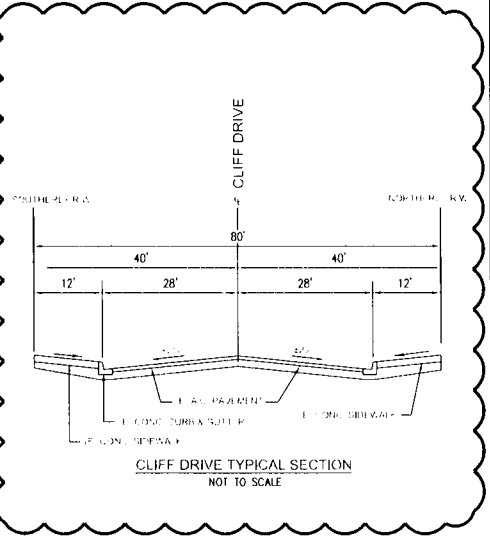
DETAIL 16
SCALE: 1"=10'



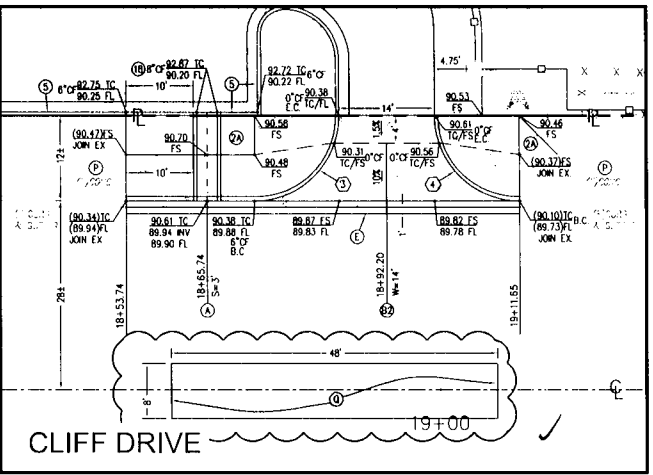
DETAIL 17
SCALE: 1"=10'



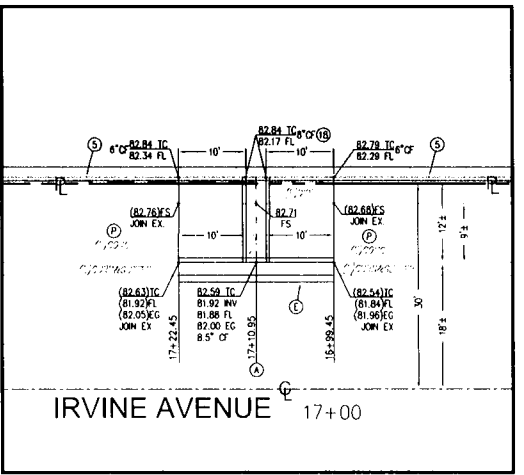
DETAIL 18
SCALE: 1"=10'



CLIFF DRIVE TYPICAL SECTION
NOT TO SCALE



DETAIL 20
SCALE: 1"=10'



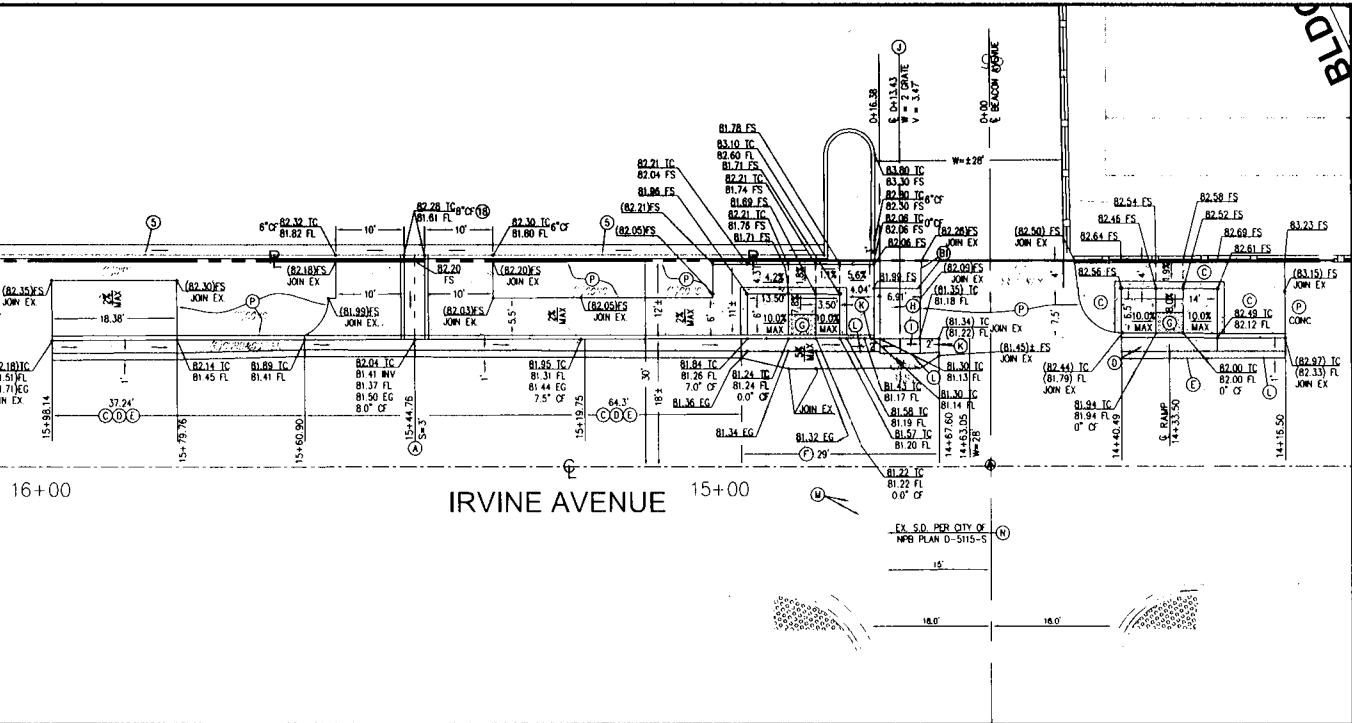
DETAIL 21
SCALE: 1"=10'

- CONSTRUCTION NOTES ON SCHOOL PROPERTY:
- PROTECT EXISTING IMPROVEMENT IN PLACE.
 - CONSTRUCT ASPHALT PAVEMENT, HEAVY DUTY SECTION, PER TABLE 1 ON C600.
 - CONSTRUCT CONCRETE PAVEMENT, LIGHT DUTY SECTION, PER TABLE 2 ON C600.
 - CONSTRUCT CONCRETE CURB PER GRADES HEREON AND DETAIL 4 ON C600.
 - CONSTRUCT CURB AND GUTTER PER DETAIL 5 ON C600.
 - CONSTRUCT SEAT WALL PER ARCHITECTURAL PLAN.
 - CONSTRUCT TRUNCATED DUMPS PER ARCHITECTURAL PLAN.
 - CONSTRUCT FENCE/GATE PER ARCHITECTURAL PLAN.
 - APPLY TACK COAT ON EXISTING SIDES OF ASPHALT PAVEMENT PER S.S.P.W.C. PROVISION 302-5.4.
 - NEW DECOMPOSED GRANITE PER LANDSCAPE PLAN.
 - REMOVE EXISTING ASPHALT AND BASE AND CONSTRUCT 3" ASPHALT OVER 8" CRUSHED AGGREGATE BASE.
 - CONSTRUCT 12" SQUARE CATCH BASIN WITH ADA STEEL PARKWAY GRATE PER DETAIL 23 ON C600.
 - CONSTRUCT 8" SDN-35 PVC PIPE PER APPLICABLE TRENCHING DETAIL ON C600.
 - INSTALL FLOOR TRASH & DEBRIS GUARD (BY OLDCASTLE PRECAST), MODEL FG-10G36.
 - CONSTRUCT TRUNCATED DOME PER ARCHITECTURAL DETAILS.

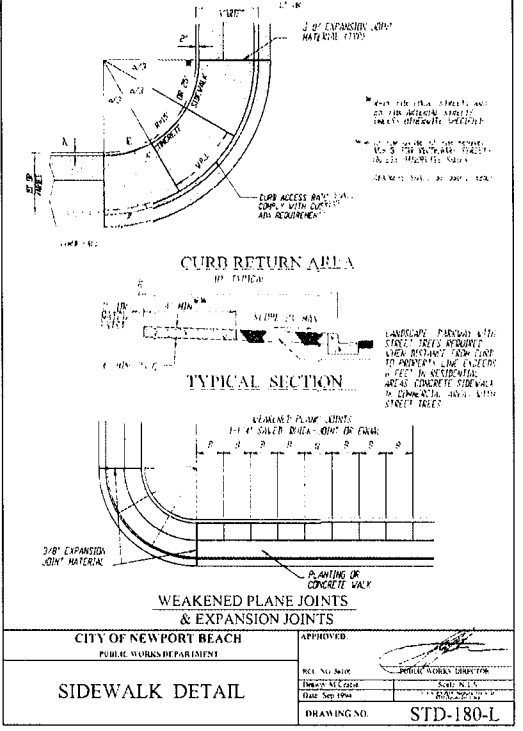
CURVE TABLE FOR CURVES IN THE PUBLIC RIGHT OF WAY				
NO.	Δ	R	L	T
(1)	90°13'09"	12.11'	19.07'	12.16'
(2)	90°24'20"	12.09'	19.08'	12.18'
(3)	90°00'00"	12.46'	19.57'	12.46'
(4)	90°00'00"	12.45'	19.56'	12.45'

- CONSTRUCTION NOTES IN THE PUBLIC RIGHT OF WAY:
- CONSTRUCT PARKWAY DRAIN PER CITY OF NEWPORT BEACH STD-319-L, INLET TYPE 2, S=36', PER DETAIL ON C600.
 - CONSTRUCT 6" THICK CONCRETE DRIVEWAY APPROACH EXPANSION PER CITY OF NEWPORT BEACH STD-181-L-A (TYPE 1) PER DETAIL ON C600.
 - CONSTRUCT 6" THICK CONCRETE DRIVEWAY APPROACH PER CITY OF NEWPORT BEACH STD-181-L (TYPE 1) PER DETAIL ON C600.
 - CONSTRUCT SIDEWALK PER CITY OF NEWPORT BEACH STD-180-L DETAIL HEREON.
 - CONSTRUCT TYPE A P.C.C. CURB & GUTTER PER CITY OF NEWPORT BEACH STD-182-L ON C600.
 - CONSTRUCT 1" WIDE BY 1" DEEP FULL-DEPTH ASPHALT PAVEMENT.
 - CONSTRUCT VARIABLE WIDTH FROM 1" TO 2" BY 1" DEEP FULL-DEPTH AC PAVEMENT; SEE DETAIL 22 HEREON FOR PAVEMENT LAYOUT.
 - CONSTRUCT CURB ACCESS RAMP (CASE "B") PER CITY OF NEWPORT BEACH STD PLAN #181-L-A.C.D.
 - REMOVE EXISTING CITY OF NEWPORT BEACH CATCH BASIN, W=3.5', V=4'.
 - REMOVE EXISTING 21"-DIAMETER A.C.P. (L=2.5').
 - CONSTRUCT CURB SIDE GRATING BASIN, W=2 GRATE, V=3.47 PER SPPWC STD #303-3 PER DETAIL HEREON.
 - CONSTRUCT MODIFIED LOCAL DEPRESSION AT CATCH BASIN PER CITY OF NEWPORT BEACH STD-304-L.
 - CONSTRUCT 12" THICK AC PAVEMENT ON COMPACTED SUBGRADE.
 - PROTECT EXISTING SUBSTRUCTURES COMMUNICATION AND POWER DUCT.
 - PROTECT EXISTING 21" DIAMETER A.C.P.
 - PROTECT EXISTING CONCRETE IMPROVEMENT.
 - CONSTRUCT 5" C2-PC 64-10 ASPHALT CONCRETE OVER 6" CRUSHED AGGREGATE BASE PER S.S.P.W.C. SECTION 303-6.4.3.

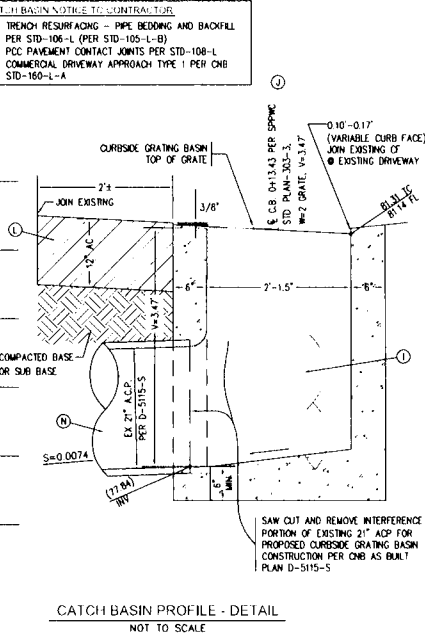
ALL WORK WITHIN THE PUBLIC RIGHT OF WAY SHOWN ON THIS PLAN REQUIRES AN ENCROACHMENT PERMIT FROM THE CITY OF NEWPORT BEACH PUBLIC WORKS DEPARTMENT. THE CONTRACTOR IS RESPONSIBLE FOR OBTAINING THE PERMIT AND PAYING ALL PERMIT & INSPECTION FEES. PRIOR TO PERFORMING ANY WORK IN THE PUBLIC RIGHT OF WAY, CONTACT PUBLIC WORKS DEPARTMENT AT 949-644-3311.



DETAIL 22
SCALE: 1"=10'




SIDEWALK DETAIL



CATCH BASIN PROFILE - DETAIL
NOT TO SCALE

PLANS PREPARED BY
FPL FPL and Associates, Inc.
Traffic • Transportation • Civil
30 Corporate Park, Suite 401
Irvine, CA 92606
Phone: 949-252-1688

Architect/Engineer:



Project Title:

**ENSIGN INTERMEDIATE SCHOOL
SITE CONTROLLED ACCESS UPGRADES**
2000 CLIFF DR
NEWPORT BEACH, CA 92663

Revisions:

Project #:

CA18023

Drawn:

DB

Date:

07/02/2019

Checked:

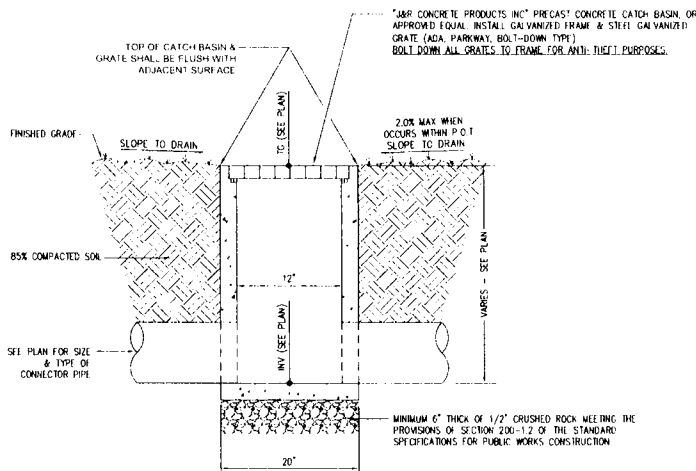
RC

Sheet Title:

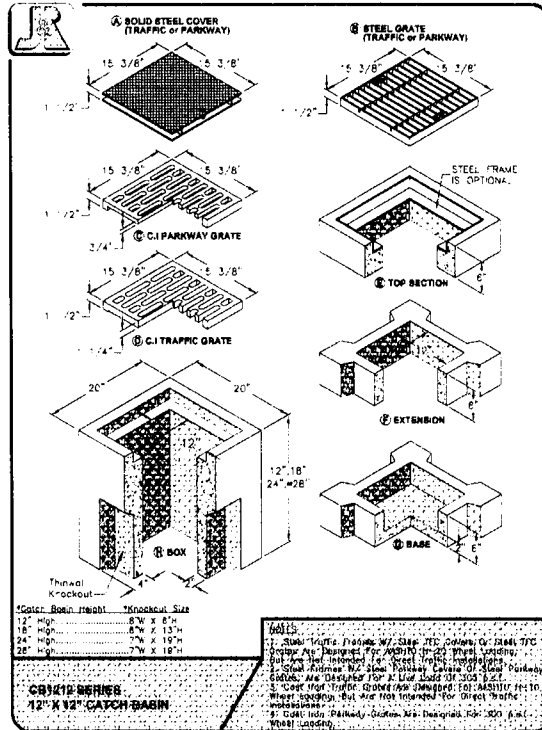
GRADING DETAILS

C7.00

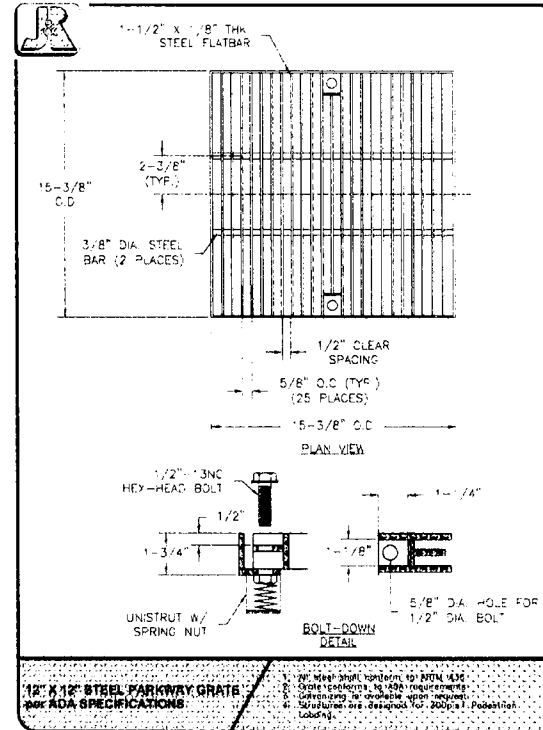
GRATE OPENING NOTICE TO CONTRACTOR
PER THE 2016 C.B.C. 11B-302.4 & 11B-302.3, GRATINGS LOCATED IN GROUND AND FLOOR SURFACES ALONG ACCESSIBLE ROUTES SHALL BE LIMITED TO SPACES NO GREATER THAN 1/2-INCH WIDE IN ONE DIRECTION. IF GRATINGS HAVE ELONGATED OPENINGS, THEY SHALL BE PLACED SO THAT THE LONG DIMENSION IS PERPENDICULAR TO THE DOMINANT DIRECTION OF TRAFFIC.



23 12" SQUARE CATCH BASIN DETAIL
NOT TO SCALE



23 12" SQUARE CATCH BASIN DETAIL
NOT TO SCALE



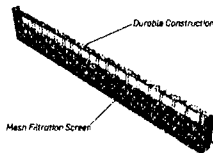

23 12" ADA STEEL PARKWAY GRATE DETAIL
NOT TO SCALE



FLOGARD® TRASH & DEBRIS GUARD

The Flogard Trash & Debris Guard is often the only practical option to filter stormwater leaving sites with little fall from a parking surface through a parkway culvert to curb and gutter outlet. It is designed to remove debris, and has an optional sorbent pouch for hydrocarbon removal.

As a curbside, no true "design flow rates" can be given. Rather, the inlet capacity of the culvert is usually derated by a safety factor of 0.50 to 0.75 to account for debris buildup between maintenance cycles.



SPECIFICATIONS

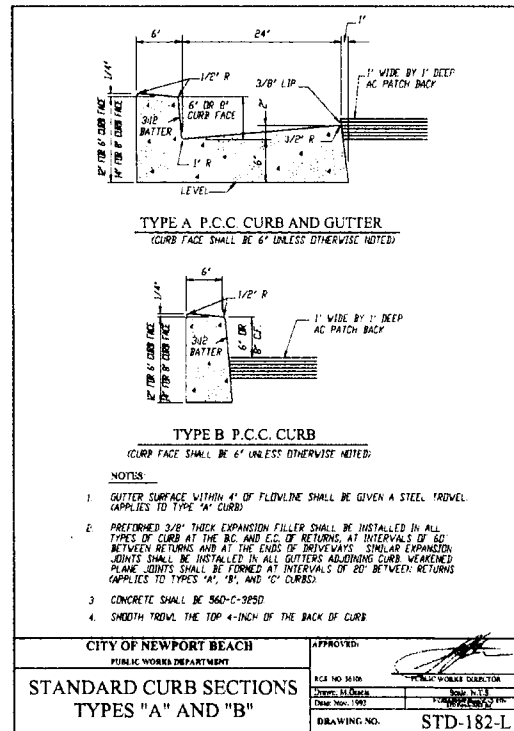
MODEL	WIDTH (in)	HEIGHT (in)	FILTERED FLOW (cfs)	BYPASS CAPACITY (cfs)
FG-TD024	24	6	0.45	0.62
FG-TD036	36	6	0.67	0.94
FG-TD048	48	6	0.78	1.10
FG-TD060	60	6	0.88	1.26
FG-TD060	60	6	1.11	1.58

Approximate - may vary with location and debris loading between maintenance cycles




Call us today! 800.378.8818 or visit our website for detailed product information, drawings and design tools at www.oldcastlestormwater.com

INLET FILTRATION



CITY OF NEWPORT BEACH PUBLIC WORKS DEPARTMENT		APPROVED:	
STANDARD CURB SECTIONS TYPES "A" AND "B"		[Signature]	
DRAWING NO. STD-182-L		[Signature]	

Agency Approval



studio+

2050 N.W. Alhambra, Suite 100, Newport Beach, California 92660 | P: 949.455.1593

Architect/Engineer



Project Title

ENSIGN INTERMEDIATE SCHOOL
SITE CONTROLLED ACCESS UPGRADES

2000 CLIFF DR
NEWPORT BEACH, CA 92663

Revisions

Project # CA18023

Drawn DB

Date 07/03/2019

Checked RC

Sheet Title

GRADING DETAILS

C8.00

PLANS PREPARED BY

FPL FPL and Associates, Inc.
Traffic • Transportation • Civil
30 Corporate Park, Suite 401
Irvine, CA 92606
Phone: 949-252-1688



**CITY OF NEWPORT BEACH
FINANCE DEPARTMENT**

CASH RECEIPT

100 Civic Center Drive, Newport Beach, CA 92660
P.O. BOX 1768, Newport Beach, CA 92658-8915

Permit Number : N2020-0366
Today's Date : Jun 16, 2020

Plan Check Number:
Receipt Number : R000106308

Job Address: 2000 CLIFF DR NB
Description: ADDITION OF 2 NEW DRIVE APPROACHES AND 1 CULVERT DRAIN;
Owner : SCHOOL NEWPORT BEACH
Applicant : TELACU CONSTRUCTION MANAGEMENT INC

Date Paid : Jun,16,2020 02:14 PM

Total Paid : \$1,358.00

Notation: AYLOR/TELACU
Initial : DE

<u>Description</u>	<u>Payment Type</u>	<u>Check Number</u>	<u>Card Type</u>	<u>Tendered</u>
Payment	Credit Crd		VISA	\$1,358.00

FOR PLAN CHECKS ONLY:

TARGET DATE: _____

For status, please log on to www.newportbeachca.gov/building, and select PLAN CHECK STATUS or call (949) 644-3255

NOTICE: PLAN CHECK EXPIRES 180 DAYS FROM DATE OF SUBMITTAL