



Additional Material Received  
Harbormaster Report - Staff Presentation  
May 11, 2022 Harbor Commission Meeting

# City Harbormaster Report


---

**Presentation to Harbor Commission**  
**May 11, 2022**

**Paul Blank**  
**Harbormaster**

# Clean

- Spring cleaning and spruce up at Marina Park
- Damage to the public pier at Coral was removed and repaired
- Vessel which overstayed its welcome and had operational issues was escorted out of the harbor



Apr 5, 2022 at 5:39:50 PM  
1600 W Balboa Blvd  
Newport Beach CA 92663  
United States

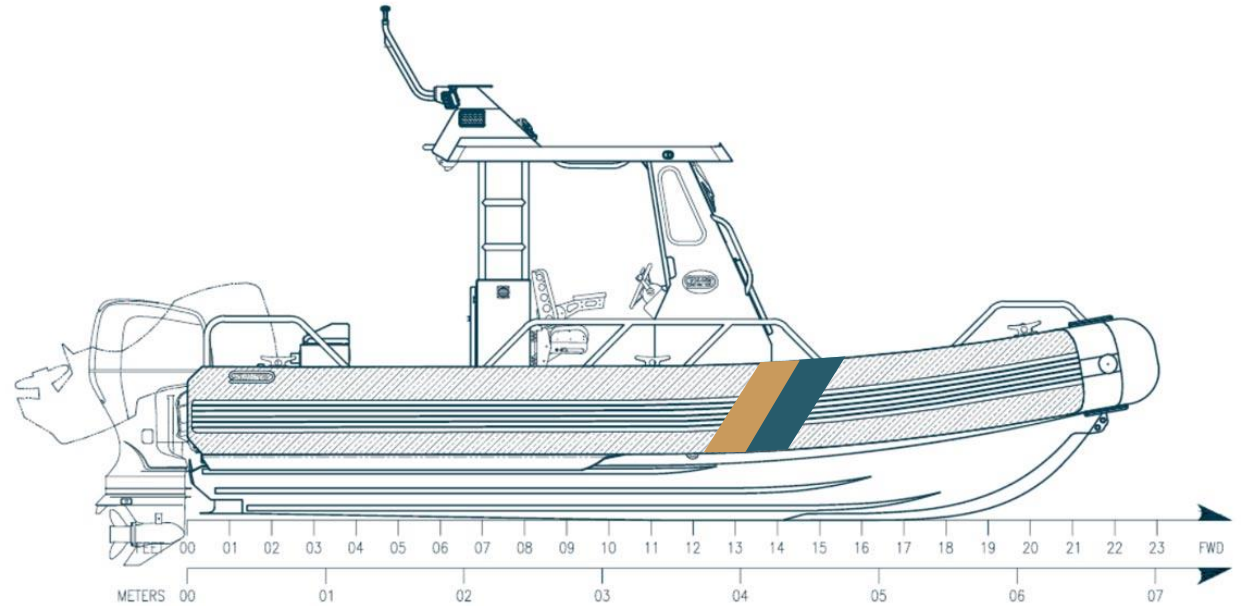
4/27/22, 2:51 PM  
+33.6000,-117.8632  
Newport Beach CA  
Speed:0.4mph



## Harbor Department Activities Report

# Safe

- **Grant application for replacement patrol boat submitted**
- **Focus:**
  - **Safe and secure mooring assists**
  - **Search and rescue with emphasis on manual powered craft**
  - **Patrols in severe weather**



---

## Harbor Department Activities Report

---



# Well-enjoyed

- Human Lift demonstration and practice
- Support for Newport to Ensenada Race



---

## Harbor Department Activities Report

---

# Odds and Ends

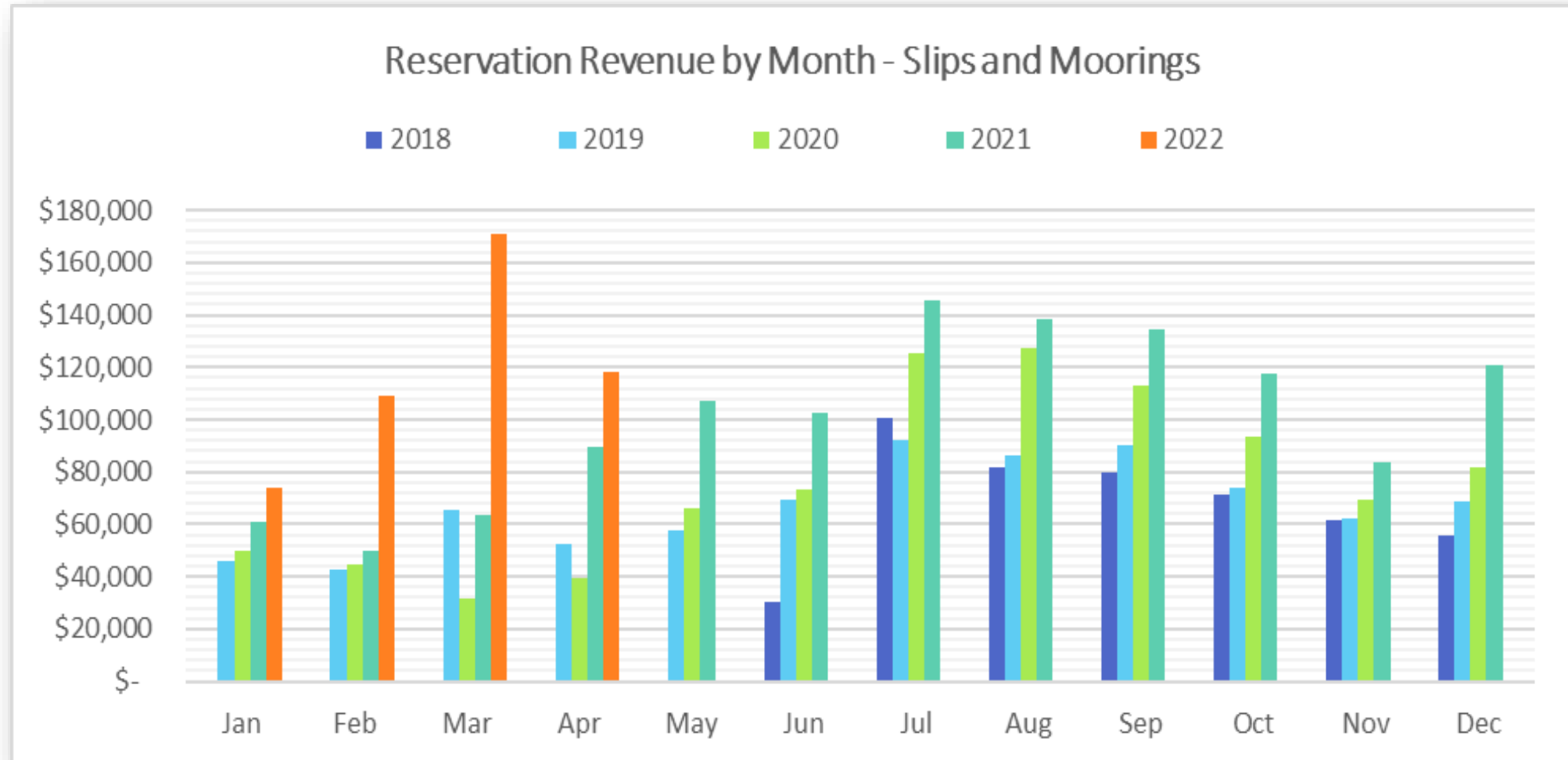
- Automated Impound Log and Inventory Management tool
- What a year it has been:
  - Team training and development
  - Patrol vessel improvements
  - Revenue improvements
  - Improved profile for the Department
  - West anchorage
  - Improvements to data capture and reporting
  - Emergency responses:
    - Elly oil spill
    - Tsunami warning
    - **Downed helicopter**
    - Severe weather
    - Sewage spill
    - High profile stolen vessel

	A	B	C	D	E	F	G	H	I	J	K
1	Date	CF/USCG	Location Found	LOCATION STORED	Yellow Tag	Pulled out and Cleaned, Yes or No?	Boat Name	Impounded By	Description	Lock #	Quest #
250	03/19/2020	N/A	BASIN	147	N/A	N/A	YELLOW KAYAK				393433
251	03/19/2020	N/A	BASIN	148	N/A	N/A	WHITE ROWBOAT				393433
252	05/06/2020	N/A	BASIN	152	N/A	N/A	WHITE DINGHY WITH GREEN BOTTOM				398737
253	05/21/2020	N/A	BASIN	N/A	N/A	N/A	SUP "VERTEX" TAN				N/A
254	05/21/2020	N/A	BASIN	N/A	N/A	N/A	SUP "LARD" RED/ WHITE				N/A
255	05/21/2020	N/A	BASIN	153	N/A	N/A	WHITE PLASTIC DINGHY				400599
256	06/08/2020	N/A	MP	155	N/A	N/A	BLUE TWO PERSON KAYAK				402616
257	06/08/2020	N/A	MP	156	N/A	N/A	RED SINGLE KAYAK				402616
258			MP	157	N/A	N/A	BLUE GREY RUBBER INFLATABLE				405110
259			MP	158	N/A	N/A	BOSTON WHALER				403108
260			MP	160	N/A	N/A	BOSTON WHALER				404893
261			MP		N/A	N/A	7' BASSTRACK				406917
262	06/18/2020	N/A	MP	161	N/A	N/A	Red Inflatable			7	405192
263	06/23/2020	N/A	BASIN	164	N/A	N/A	Blue cobra tandem kayak				406576
264	07/16/2020	N/A	BASIN	165	N/A	N/A	2 person blue kayak				N/A
265	8/7/20		BASIN	166			Houie Scout yellow				
266	8/7/20		BASIN	167			Blue Kayak				
267	08/04/2020	N/A	BASIN	170	N/A	N/A	red kayak			10	413960
268	08/09/2020	N/A	MP	N/A	N/A	N/A	Red Inflatable with SUP board			11	411541
269	08/26/2020	N/A	BASIN	176	N/A	N/A	green kayak				413511
270	8/26/2020		BASIN	182			paddleboard				413590
271	8/26/2020		BASIN	183			paddleboard				413590
272	8/26/2020		BASIN	184			west marine dinghy				413590
273	08/29/2020	N/A	MP	178	N/A	N/A	BLUE DINGHY			13	413919
274	8/30/2020			181			white hull mercury outboard			14	414016
275	08/31/2020	N/A	MP	185	N/A	N/A	ORANGE SAILBOAT			9	414210
276	08/31/2020	N/A	MP	N/A	N/A	N/A	Sea Eagle inflatable with Honda outboard			10	414178
277	09/27/2020	N/A	MP	187	N/A	N/A	WHITE TENDER (SOUTH MOORING)			10	418291
278	09/28/2020	BLUE ROW BOAT	MP	N/A	N/A	N/A	BLUE ROW BOAT			14	418430
279	09/28/2020	GREEN KAYAK	MP		N/A	N/A	GREEN KAYAK				418490
280	9/29/2020		BASIN	187			Hydroforce Inflatable				418673
281	10/26/2020		MP	193			Paddleboard with Green Deck			6	421855
282	10/27/2020		MP	195			SUP			22	422014
283	10/27/2020		MP	196			SUP			22	422014
284	10/29/2020		MP	197			Paddleboard			N/A	422469
285	11/15/2020	N/A		198			Inflatable Paddleboard			N/A	N/A
286	11/19/2020	N/A	MP	200	N/A	N/A	RED KAYAK			20	424594
287	11/22/2020	White Sail Board									
288	12/17/2020	N/A									
289	12/22/2020	N/A									
290	12/26/2020										



## Harbor Department Activities Report

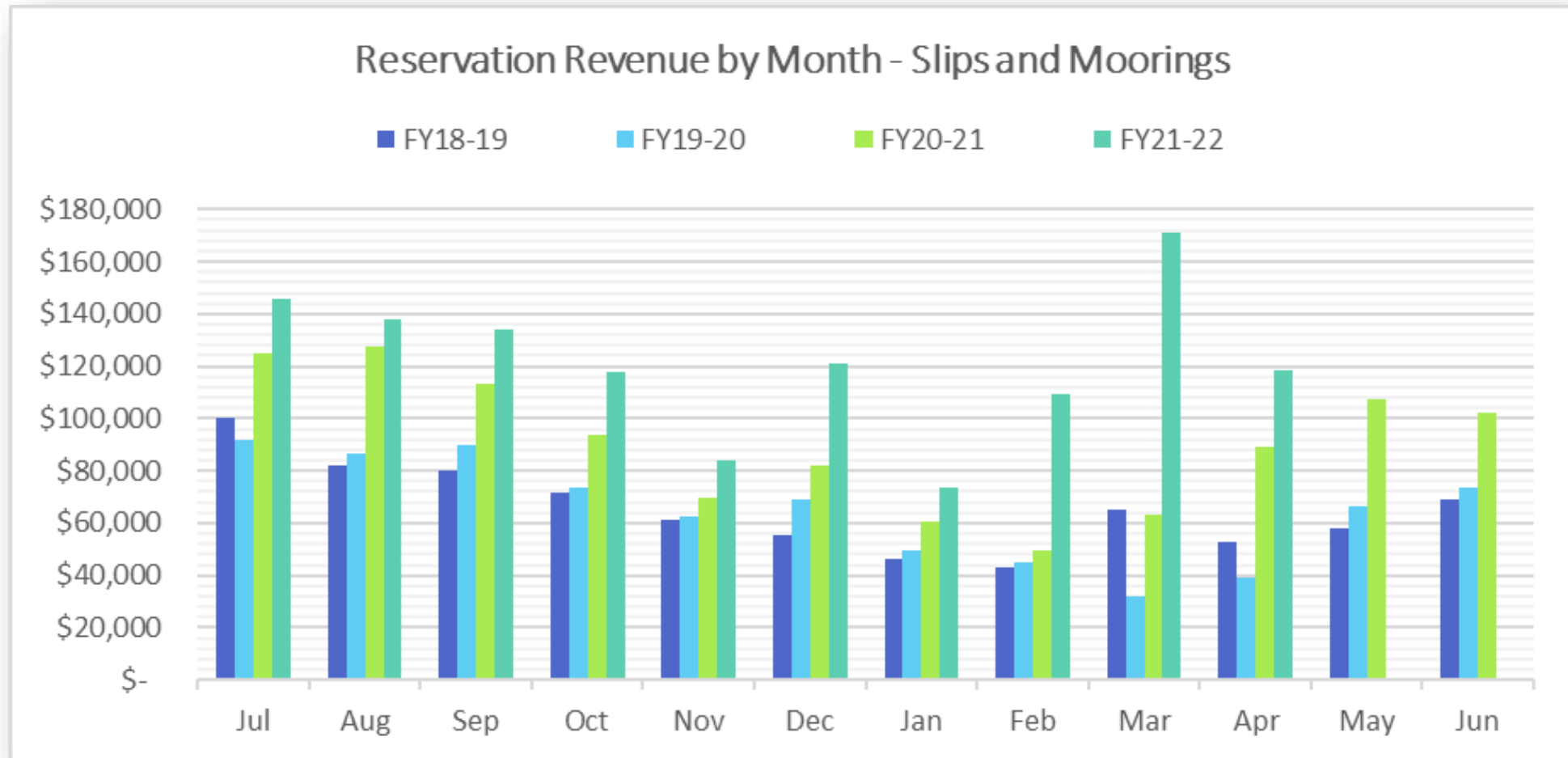
# Improved Statistics Reporting



## Harbor Department Activities Report



# Improved Statistics Reporting



## Harbor Department Activities Report

# Department Stats - YTD

Harbor Department Statistics											
Fiscal Year 2021 - 2022											
	July	August	Sept.	Oct.	Nov.	Dec.	Jan.	Feb.	Mar.	April	YTD
Anchorage	61	14	14	9	2	6			6	6	118
Anchorage Dye Tab	9	3		1	1		1	-	-		15
Assisting Vessels Over 20'	2	4	2	1	3	6		1	9	2	30
Assisting Vessels under 20'	7	10	5	2	2	10	4	6	7	15	68
Bridge Jumpers	18	5	23	2	4	-	-	4	-	17	73
Daily Anchorage Check	94	99	116	123	45	18	33	54	61	81	724
Discharge/Pollution		2	1	20	1	1	2	1	-	2	30
Dock/Pier/Bridge Issue	11		12	38	4	3	12		10	15	105
Emergency	1				1	-	-		-		2
General Assist	41	28	47	29	25	55	44	49	54	30	402
Hazards/Debris	6	8	6	11	4	9	8	2	15	7	76
Impound	11	16	11	20	17	11	10	23	15	25	159
Incident	30	7	11	6	7	15	5	5	3	4	93
Mooring Assist	44	19	17	14	7	15	2	2	4	8	132
Mooring Check	181	251	241	182	133	116	165	266	151	130	1,816
Noise	1		1		1	2			-	-	5
Paddleboard/Kayak	36	58	2	2		-	2	1	-	13	114
Public Contact	70	39	23	27	67	23	21	32	37	65	404
Public Dock Enforcement	787	680	806	730	655	622	832	856	1,013	1,115	8,096
Pump Out	9	17	8	4	3	5	8	8	26	15	103
Registration & Insurance	53	69	26	8	58	16	-	17	33	105	385
Sea Lions	20	77	48	41	4	1	8	14	8	17	238
Speeding	43	17	13	18	8	5	5	5	11	4	129
Swim Line	2	1		1		1	1		-	1	7
Trash	128	118	124	105	129	36	21	15	25	1	702
Rentals - Marina Park Slips	171	150	168	111	89	97	53	71	107	1,363	2,380
# of nights	561	431	497	385	377	521	244	449	699	404	4,568
Rentals - MP Sand Lines	29	26	16	13	9	6	9	2	9	18	137
# of nights	71	85	86	41	25	22	34	5	41	78	488
Offshore Mooring Sub-permittee	102	49	89	66	55	70	40	31	40	59	601
# of nights	597	382	566	265	287	387	418	277	406	524	4,109
Onshore Mooring Sub-permittee	38	42	44	23	29	32	30	22	22	21	303
# of nights	469	589	633	284	418	454	443	309	323	308	4,230
Code Enforcement											
New Cases	110	104	83	110	68	86	73	79	135	62	910
Closed Cases	69	107	58	122	325	50	166	93	85	111	1,186
Verbal Warning	13	17	18	21	13	8	20	26	22	30	188
Warning Notices	106	101	71	72	45	55	45	48	119	100	762
Admin Cites	11	19	9	27	28	25	19	10	6	19	173
MAPS Issued	1	5	3	5	5	2	4	11	7	6	49



## Harbor Department Activities Report



# Department Stats - YOY

Harbor Department Statistics Comparison Year over Year																							
	Jul-20	Jul-21	Aug-20	Aug-21	Sep-20	Sep-21	Oct-20	Oct-21	Nov-20	Nov-21	Dec-20	Dec-21	Jan-21	Jan-22	Feb-21	Feb-22	Mar-21	Mar-22		Apr-21	Apr-22	YTD-20-21	YTD-21-22
Anchorage	32	61	58	14	64	14	14	9	-	2	3	6	7	-	-	-	12	6		5	6	188	118
Anchorage Dye Tab		9		3		-		1		1		-		1		-		-			-	-	15
Assisting Vessels Over 20'	11	2	6	4	8	2	6	1	1	3	-	6	1	-	-	1	1	9		1	2	34	30
Assisting Vessels under 20'	4	7	14	10	6	5	3	2	2	2	4	10	-	4	4	6	3	7		2	15	42	68
Bridge Jumpers	128	18	27	5	23	23	7	2	-	4	-	-	1	-	-	4	-	-		8	17	193	73
Daily Anchorage Check	165	94	219	99	147	116	140	123	62	45	59	18	90	33	54	54	55	61		73	81	1,064	724
Discharge/Pollution	-	-	3	2	4	1	2	20	-	1	2	1	1	2	-	1	-	-		-	2	12	30
Dock/Pier/Bridge Issue	5	11	3	-	4	12	-	38	-	4	-	3	-	12	3	-	3	10		-	15	12	105
Emergency	-	1	-	-	-	-	-	-	-	1	1	-	-	-	-	-	-	-		-	-	0	2
General Assist	26	41	47	28	12	47	29	29	18	25	23	55	27	44	23	49	13	54		21	30	239	402
Hazards/Debris	12	6	6	8	3	6	10	11	15	4	9	9	14	8	8	2	3	15		2	7	82	76
Impound	5	11	11	16	20	11	20	20	9	17	13	11	3	10	3	23	6	15		10	25	100	159
Incident	7	30	11	7	7	11	4	6	5	7	7	15	9	5	2	5	5	3		2	4	59	93
Mooring Assist	25	44	17	19	11	17	10	14	11	7	17	15	24	2	6	2	9	4		9	8	139	132
Mooring Check	200	181	224	251	142	241	227	182	180	133	209	116	198	165	160	266	146	151		171	130	1,857	1,816
Noise	1	1	6	-	2	1	4	-	1	1	-	2	-	-	-	-	-	-		-	-	4	5
Paddleboard/Kayak	16	36	22	58	1	2	3	2	4	-	-	-	1	2	-	1	-	-		2	13	45	114
Public Contact	59	70	44	39	30	23	57	27	11	67	15	23	15	21	20	32	14	37		10	65	275	404
Public Dock Enforcement	498	787	184	680	342	806	585	730	570	655	750	622	770	832	655	856	650	1,013		624	1,115	5,628	8,098
Pump Out	31	9	11	17	31	8	3	4	2	3	1	5	2	8	9	8	23	26		7	15	120	103
Registration & Insurance	14	53	53	69	22	26	28	8	27	58	21	16	45	-	40	17	39	33		-	105	244	385
Sea Lions	11	20	33	77	22	48	21	41	22	4	4	1	10	8	2	14	4	8		10	17	139	238
Speeding	48	43	57	17	93	13	73	18	34	8	28	5	17	5	25	5	14	11		22	4	411	129
Swim Line	1	2	1	1	-	-	1	1	-	-	1	1	1	1	-	-	-	-		-	1	5	7
Trash	76	128	7	118	14	124	36	105	122	129	102	36	268	21	83	15	133	25		28	1	869	702
Rentals - Marina Park Slips	167	171	166	150	170	168	129	111	61	89	86	97	69	53	64	71	92	107		134	1,363	1,138	2,380
# of nights	593	561	422	431	547	497	366	385	258	377	327	521	241	244	207	449	260	699		396	404	3,617	4,568
Rentals - MP Sand Lines	19	29	24	26	30	16	30	13	19	9	10	6	16	9	15	2	10	9		9	18	182	137
# of nights	41	71	43	85	52	86	69	41	64	25	39	22	36	34	37	5	31	41		41	78	453	488
Offshore Mooring Sub-permit	59	102	49	49	87	89	42	66	27	55	34	70	17	40	9	31	32	40		48	59	404	601
# of nights	271	597	176	382	320	566	236	265	221	287	202	387	126	418	97	277	202	406		261	524	2,112	4,109
Onshore Mooring Sub-permit		38		42		44		23		29		32		30		22		22			21	0	303
# of nights		469		589		633		284		418		454		443		309		323			308	0	4,230
Code Enforcement																							
New Cases	54	110	84	104	90	83	111	110	154	68	110	86	145	73	100	79	116	135		73	62	1,037	910
Closed Cases	46	69	38	107	50	58	79	122	93	325	87	50	92	166	97	93	103	85		56	111	741	1,186
Verbal Warning	21	13	27	17	28	18	15	21	12	13	9	8	14	20	22	26	29	22		25	30	202	188
Warning Notices	50	106	75	101	87	71	95	72	137	45	89	55	134	45	80	48	119	119		44	100	910	762
Admin Citis	10	11	10	19	12	9	12	27	10	28	14	25	4	19	3	10	6	6		1	19	82	173
MAPS Issued	1	1	1	5	1	3	1	5	6	5	10	2	7	4	8	11	2	7		2	6	39	49



## Harbor Department Activities Report

# New Mooring Permit Update – May 2022

Category	Total as of November 2021	Total as of April 2022	Total as of May 2022
Total Permits Issued	929	929	929
Permits in Process	195	36	33
Entered into Harbor Ops	537	769	801



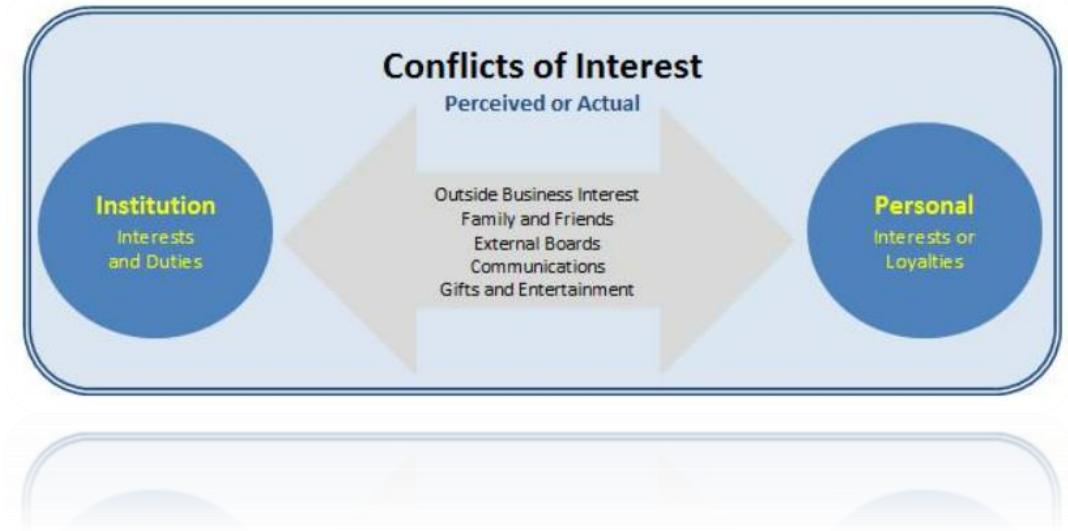
---

## Harbor Department Activities Report

---

# Harbormaster Disclosure

1. Concern over possible conflict of interest expressed by member of the public
2. Concerns addressed to the satisfaction of City Attorney before any offer was made
3. Personnel matter and disclosure is not required
4. No participation in deliberations or voting
5. Matters related to real property including moorings are handled by RP Administrator
6. Any assets of concern are in an irrevocable trust
7. Any remaining interests are de minimus





# City Harbormaster Report

---

Presentation to Harbor Commission

**Paul Blank**   
**Harbormaster**